



Module 1: Introduction to Digital Storytelling, PhotoVoice and Visual Media



Co-funded by
the European Union

2024-2-DE04-KA220-YOU-000291192



Welcome to Module 1

Welcome

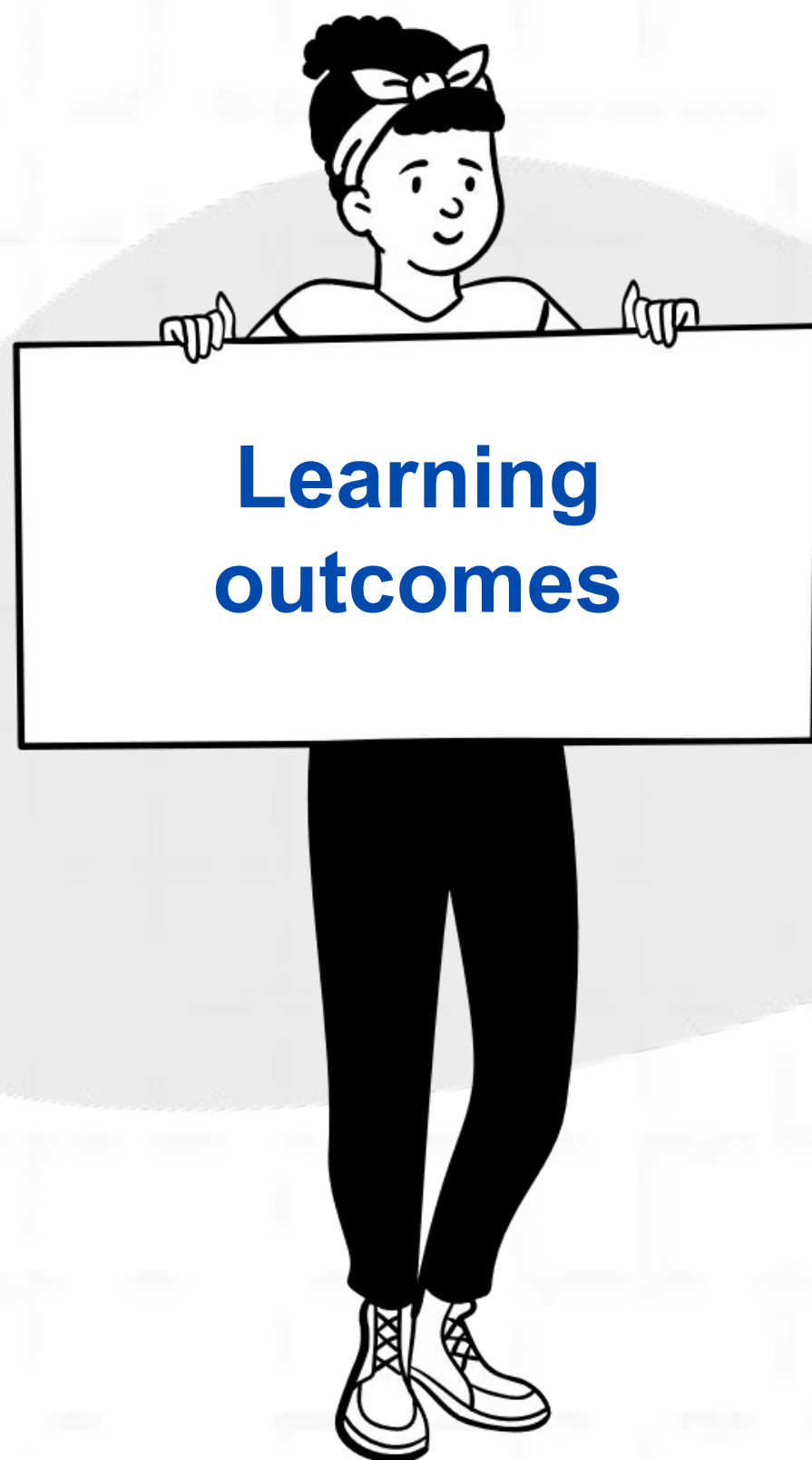
Welcome to Module 1 of the EUnited programme.

In this module, you will:

- Be introduced to the concept of digital storytelling and its role in self-expression.
- Learn about the PhotoVoice methodology and its participatory nature.
- Understand how visual media can promote empowerment and inclusion.
- Begin to reflect on your own story and how you might share it visually.

This module will take approximately one hour to complete.





What You Will Learn

By the end of this module, you will be able to:

- Describe the core elements of digital storytelling.
- Identify different storytelling formats such as photo essays and short videos.
- Explain how PhotoVoice can be used for advocacy and social change.
- Understand how visual media supports empowerment and social inclusion.

Understanding Digital Storytelling

Digital storytelling is the practice of sharing personal or community stories using digital tools such as:

- Photos
- Video clips
- Sound and music
- Captions or text

Digital stories connect emotions and ideas, helping people to express experiences and communicate messages creatively.

Reflection prompt:

Think about a photo or video that has inspired you.
What made it powerful?





Why Digital Storytelling Matters

The Role of Digital Storytelling

Digital storytelling allows people to:

- Express identity – sharing who they are and what matters to them.
- Build understanding – connecting across different cultures and experiences.
- Raise awareness – highlighting challenges or issues that affect communities.
- Create change – inspiring dialogue and action.

Storytelling Formats

Types of Digital Storytelling

There are different ways to share stories digitally:

1. Photo Essay – a series of related photos with captions.
2. Single Image with Caption – one strong image that tells a complete story.
3. Short Video – combining moving images, voice, and sound.

Each format has unique strengths.

- Photo essays give depth and detail.
- Single images create focus and impact.
- Short videos capture movement and emotion.



Core Storytelling Elements

Every impactful visual story includes:



01

Subject:

Who or what the story is about.

02

Setting:

Where the story takes place.

03

Emotion:

The feelings expressed through the images.

04

Sequence:

The order of events or images.

05

Perspective:

The point of view or voice behind the story.

What is PhotoVoice?


Introduction to PhotoVoice

PhotoVoice is a participatory method that uses photography to:

- Capture lived experiences.
- Share stories and perspectives.
- Promote dialogue and understanding.

Participants take photos that reflect their own lives and pair them with short captions to explain meaning and context.

PhotoVoice is especially useful for groups whose voices are not always heard, including migrants and young people.



How PhotoVoice Works

The process usually includes:



01

Taking Photos:

Take photos that capture experiences and ideas.

02

Reflection:

Think about what each image represents.

03

Sharing:

Present the images to others in a safe space.

04

Discussion:

Explore the themes and meanings that emerge together.

05

Action:

Use the stories produced to raise awareness and create change.

PhotoVoice in Action


Manisha's Photovoice Experience

In this short video, Manisha tells us about her life in her community in Kolkata...



She then tells us how the Photovoice initiative has given her the power to create lasting change.





The project "Youth Participation through Pictures" aimed at encouraging young Roma people from Romania, the Slovak Republic and Ukraine to take part in the decision making process dealing with social exclusion by empowering them to use an unconventional public participation method: the PhotoVoice.

PhotoVoice in Action

Real-World Examples

PhotoVoice projects have been used to:

- Document migration journeys and community life.
- Raise awareness about social issues like housing or discrimination.
- Support advocacy campaigns for change.
- Celebrate cultural identity and resilience.

These projects show how photos can traverse personal expression to influence society.

Visual media and empowerment

Empowerment through images

Visual media gives people the tools to:

- Express themselves creatively.
- Build confidence by sharing their stories.
- Connect with others through shared experiences.
- Influence attitudes and policies by making issues visible.

When people see their voices represented, they gain a sense of belonging and strength.



Ethical Storytelling

Respectful representation

When sharing stories, it is important to:

- Gain consent before photographing others.
- Protect privacy and personal information.
- Avoid stereotypes and treat subjects with dignity.
- Use images responsibly to prevent harm.

Remember:

Every image represents a person, a moment or a community.



Reflection

Your Story, Your Voice

Think about your own journey...

Jot down three images or videos for stories
you might tell through the following ideas...



Idea 1

What moments or experiences
feel important to you?



Idea 2

Which images could express
those moments visually?



Idea 3

How would you share them in a
way that is respectful and
meaningful?



Next Steps

Moving forward

You are now ready to:

- Reflect on your own story ideas.
- Begin experimenting with photos and captions.
- Take part in the face-to-face workshop to practice storytelling in a group setting.

Your story has value.

Your voice matters.

Let's start sharing it.



EU UNITED

Engaging Young Migrants from North Africa
in Participative Video and Storytelling to
Share Their Narratives



Co-funded by
the European Union

Funded by the European Union. Views and opinions expressed are however those of the author(s) only and do not necessarily reflect those of the European Union or the European Education and Culture Executive Agency (EACEA). Neither the European Union nor EACEA can be held responsible for them.
2024-2-DE04-KA220-YOU-000291192

